

American APM-56 Progressive Cavity Pump

Features

- * Low Cost
- * Low Shear
- * Solids Handling
- * Compact Design
- * Direct Motor Speeds
- * Gear Reduction Options

Pump Description

The American APM Close Coupled Progressive Cavity Wobble Stator Pump Series from Liberty Process Equipment offers the best value available on the pump market for a progressive cavity pump for flows up to 53 GPM and pressures up to 150 psi. The simple design of the wobble stator and just one universal joint give you the inherent advantages of a progressive cavity pump of low pulsation and shear, solids handling and viscous liquids at an affordable price.

The Close-Coupled Version is available in either Cast Iron or 316 Stainless Steel with standard Buna Nitrile Stator with options in Viton and EPDM and Stainless Internals with a hard-chrome plated rotor for long service life. In addition, the pump is available with a standard mechanical seal or can be upgraded to a hard-face mechanical seal for abrasion resistance. We also offer optional Gland Packing.

The American Pump Series is offered with our unique Close-Coupled design mounted to a 56L or 145TC Free C-Face motor. All pumps are offered "off the shelf" from our inventory for immediate shipment.

Materials

Rotor: *Stainless Steel Chrome-Plated*

Stator: *Buna, Viton™, EPDM*

Motor: *1.5, and 2 hp*

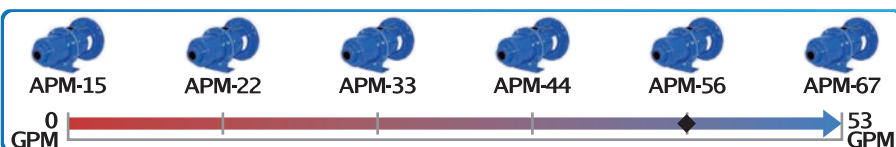
Inlet: *1"*

Outlet: *1"*

Bases: *Steel or Stainless Steel*

Click To Visit www.libertyprocess.com >>

WWW



American APM-56



Curves



Please Click the Icon

Drawings



Please Click the Icon

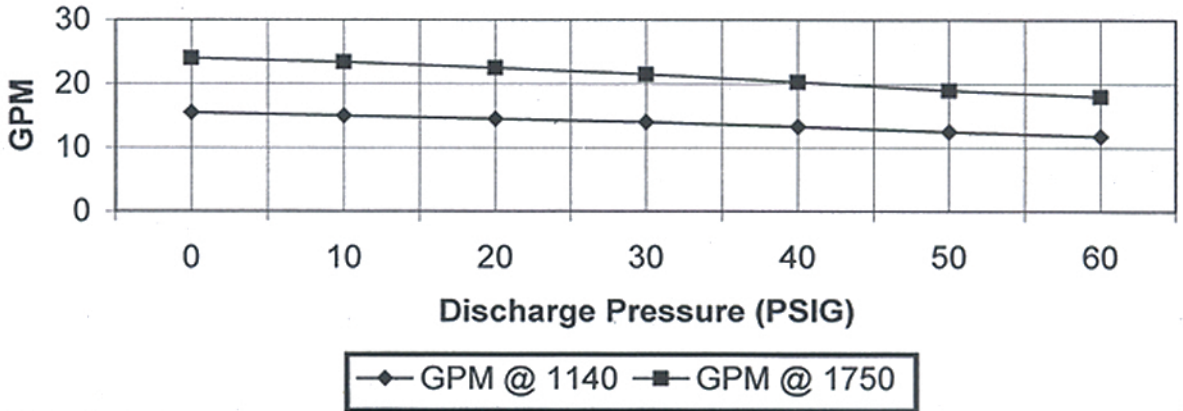


Liberty Process Equipment, Inc.
2525 S Clearbrook Dr.
Arlington Heights, IL 60005-4623
P-(847) 640-7867
F-(847) 640-7855
sales@libertyprocess.com

American APM-56

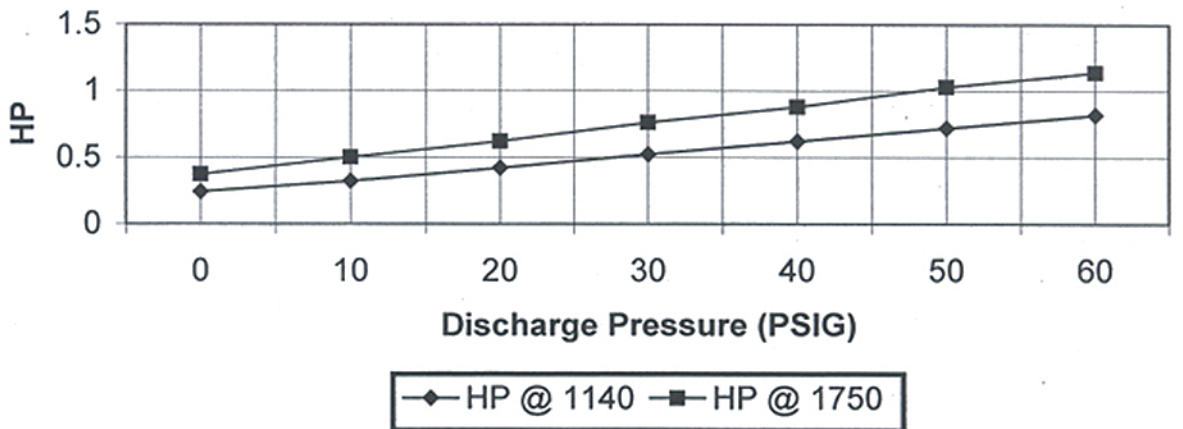
Flow

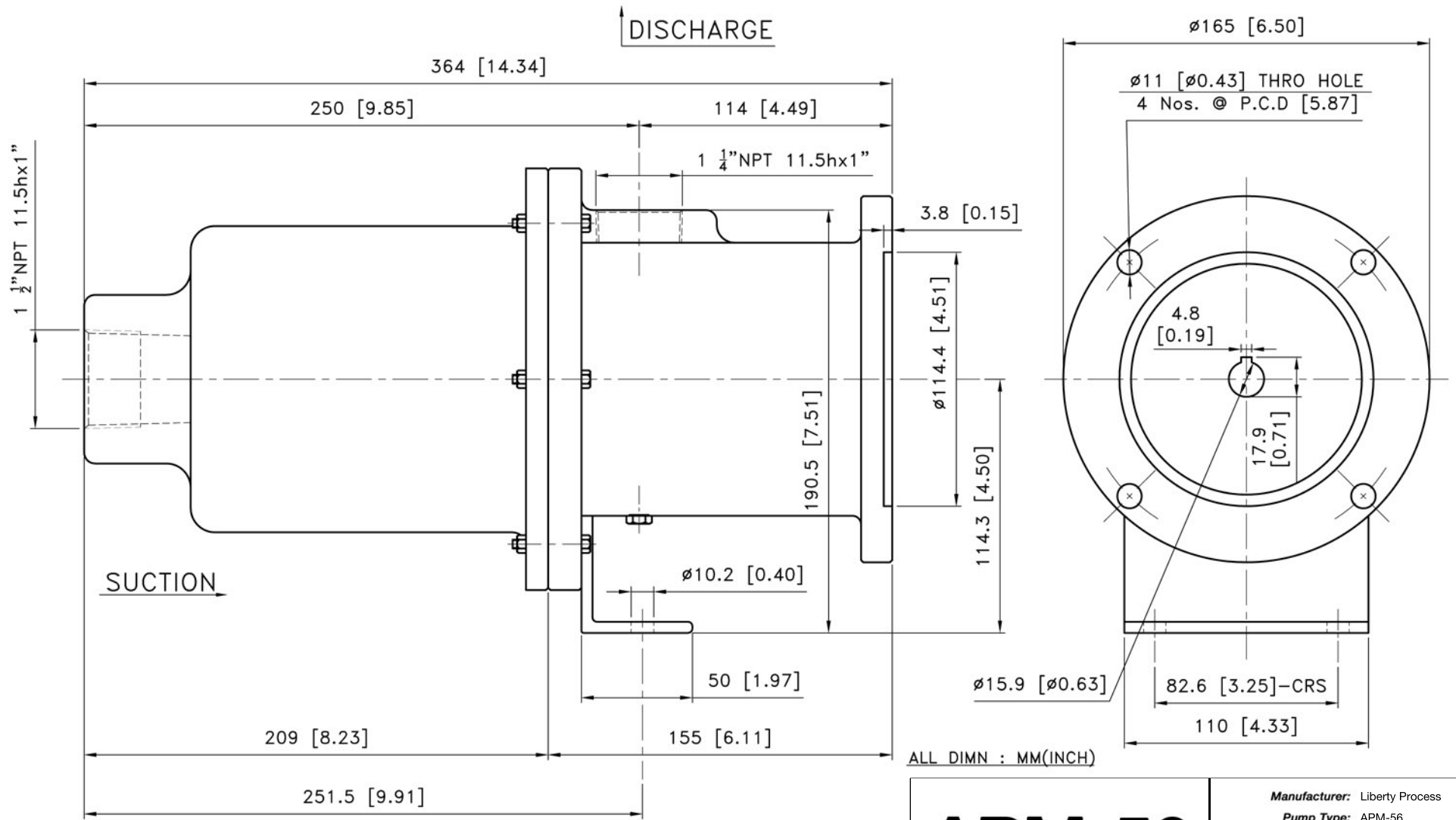
Model APM-56
Test Liquid - Water @ 70°F



Horse Power

Model APM-56
Test Liquid - Water @ 70°F





APM-56



2525 S. Clearbrook Dr.
 Arlington Heights., IL 60005
 P: (847) 439-9200
 F: (847) 439-9388

- Manufacturer:** Liberty Process
- Pump Type:** APM-56
- Inlet Flange:** 1-1/2" NPTF
- Outlet Flange:** 1-1/4" NPTF
- Pump Housing:** Cast Iron or SS
- Rotor:** SS Chrome-plated
- Stator:** Buna or Viton
- Weight:** 40 lbs.
- Drain Opening (R1):** 1/4" NPT
- Shaft Diameter:** 3/4"